


# COATS®

## 6065 A/E/AX/EX Tire Changer

For servicing single piece automotive and most light truck tire/wheel assemblies



### *Parts Identification*

READ these instructions before placing unit in service KEEP these and other materials delivered with the unit in a binder near the machine for ease of reference by supervisors and operators.

**HENNESSY INDUSTRIES, INC.**

HENNESSY INDUSTRIES INC. Manufacturer of AMMCO®, COATS® and BADA® Automotive Service Equipment and Tools.

Manual Part No.: 8183539 05  
Revision: 02/99

Ref	Part #	Description	Ref	Part #	Description	Ref	Part #	Description
1	8181929	Skt. Hd. Cap Scr., 3/8-16 x 1", Gr.8	47	8111609	Cotter, Hair Pin	93	8181949	Clevis Pin-5/8 x 1-3/8
2	8181704	Table Top Plate	48	8183398	Pedal Shaft	94	8183312	B.L. Cylinder Assembly
3	8182952	Table Top Plate without Jets	49	8301121	Washer	95	8181912	Clip, Clevis
4	8182024	Ball Ø1/4", Steel	50	8181369	1/4-20 Nylon Insert Lock Nut Gr.5	96	8182016	3/4"-10 Gr.5 Nylon Insert Lock Nut
5	8182025	Inflation Nozzle	51	8181918	Bar-Valve Brkt. Spacer	97	8183778	Decal - Lubrication Notice
6	8181677	Rim Clamp	52	8181984	1/4 x 1-1/4 Hex Hd Cap Screw, Gr.5	98	8180558	Key-Motor
7	8182662	Carrier/Cover - Cylinder End	53	8181983	Buffon Hd Soc Cap Screw 10-24 x 5/8, Gr.8	99	8182294	Motor, Electric, 115V
8	8181904	Link Bolt - Table Top	54	8182957	Switch-Reversing	100	8120325	5/16-18 x 1 Ser. Wash.Hd.Scr., Gr.5
9	8182033	3/4-10 Hex Jam Nut	55	8182682	10-24 Nylon Insert Lock Nut Gr.5	101	8120455	10-24 Self Tap Screw, Gr.2
10	8181734	Pivot Link W/C	56	8181959	Cover-Switch	102	8182040	10MM x 55MM Hex Hd. Cap Scr, Gr.5
11	8181731	Pivot Plate - Table Top	57	8182682	10-24 Nylon Insert Lock Nut Gr.5	103	8301032	3/8 Flat Washer, Zinc Plate
12	8181733	Pivot Block	58	8181708	Extension Spring, Pedal	104	8107715	3/8-16 x 1-1/4 Hex Hd. Cap Scr, Gr.8
13	8183452	Flange Whiz-lock Scr., 5/16-18 x 5/8"	59	8183031	Bracket-Valve Mounting	105	8182041	Chassis
14	8182661	Carrier/Cover - Clamp	60	8181989	10-24 x 3/8 Socket Head Cap Screw, Gr.8	106	8182088	5/16 x 1 Torx Screw, Gr.5
15	8101039	Nut - Lock, 1/2", Gr.5	61	8182627	Cap Plug - 1-5/8" Dia.	107	8181855	Center pad-B.L.
16	8182613	Cylinder Assembly-Table Top	62	8182358	Spacer-Pedal	109	8301072	#6 Internal Tooth Lk Washer
17	8101039	Nut - Lock, 1/2", Gr.5	63	8182332	Guard-Foot Pedal	110	8182011	5/8-11 x 5" Hex Hd Cap Scr, Gr.5
18	8181742	16MM x 40mm Hex Head Bolt Gr.10.9	64	8106301	1/4" Hex Hd Self Tap Screw, Gr.5	111	8183529	B.L. Shoe. Handle & Pivot W/C
19	8182979	Washer - Molded, Ø16mm	65	8102459	3/8" Self Tap Screw Gr.5	112	8182043	5/8-11 Nylon Insert Lock Nut Gr.5
20	8181990	Spider Assembly	66	8182327	Spacer-Pedal	113	8107107	Grip-Handle
21	8182619	Rotary Coupling Assembly	67	8120469	Hair Pin Cotter	114	8181951	B.L. SHOE Pivot Bracket
22	8182162	Nut - Hex, 12MM, Gr.8.8	68	8104564	Ø3/4" Hose Ring Clip	118	8182016	3/4"-10 Gr.5 Nylon Insert Lock Nut
23	8182670	Spring Stop Bracket	69	8107635	5/16" Flat Washer	119	8182579	3/4-10 x 5 Hex Hd. Cap Scr, Gr.5
24	8181658	Pulley-Transmission	71	8181981	Wave Washer, 5/16" I.D.	122	8181956	Power Cable Assembly
25			72	8181696	Lever-Cam Follower	8182257	8182257	Power Cable Assy (115V CSA)
26	8182964	Kit-Transmission	73	8183399	Clevis Pin 3/16" x 1-1/2"	8182712	8182712	Pwr Cable Assy (220V, 50Hz, 1 Ph)
27	8181984	Hx.Hd.Cp.Scr., 1/4-20 x 1", Gr.5	76	8181851	B.L. Pad, Front	8150128	8150128	Cable Connector, 1/2"
28	8183156	Washer - Ø2" X Ø2 3/4" x .010	77	8181986	Valve, 4-Way w/Pull Pin	8180237	8180237	Caution Decal
29	8181699	Lever Assembly - Switch	79	8181695	Cam Mounting Block	8104612	8104612	3/4" Ext. Tooth Lock Washer
30	8181982	Hx.Hd.Cp.Scr., 3MM x 12mm, Gr.5	80	8181511	Motor Cable Assembly	8104610	8104610	3/4" N.F. Jam Nut Gr.5
31	8181728	Lever - Switch Actuator	81	8180560	Ground Jumper	8104611	8104611	5/8" N.F. Jam Nut Gr.5
32	8000745	Washer - Flat, Ø1/4"	82	8143044	Tinnerman Sq. Captive Nut 3/8-16	8104613	8104613	5/8" Ext. Tooth Lock Washer
33	8181369	Nut - Lock, Nyl. Ins., 1/4-20, Gr.5	83	8106303	3/8" Whiz Lock Nut, Gr.5	8107407	8107407	Hitck Pin Retainer
36	8182363	Spacer - Sw Pedal Lever-Red	84	8181931	Bracket, Motor Mounting	8181933	8181933	Pedal Inflation
37	8181923	Washer - Stop	85	8181183	5/16-18 Nylon Insert Lock Nut, Gr.5	8102459	8102459	3/8" Self Tap Screw Gr.5
38	8181948	Bearing-Nylonier, 1/2"	86	8180046	Pulley-Motor	8104673	8104673	Bushing (1/4" Valve)
39	8181675	Pedal, Standard	87	8180217	5/16-18 x 3/8" Soc.Hd.Set Scw Gr.5	8104600	8104600	1/4" Valve Comp.
40	8190134	1/4-20 x 3/4 Hex Hd Cap Scw Gr.5	88	8180047	V-Belt, Motor	8104674	8104674	Bushing (3/4" Valve)
41	8183260	Decal - Nut Tightness, TT Cyl.	89	8000491	Lube Applicator	8106298	8106298	3/4" Valve Ported 1/4"-18 NPT
44	8181707	Torsion Spring	90	8106259	Lube Bottle (Red)	8182809	8182809	Lube Bottle Brkt-Red
45	8181872	Sleeve-Torsion Spring	92	8182876	Lube Bottle (Black)	8182811	8182811	Cover-Infl. Pedal-Red
				8182707	Side Panel (Metal)	8181354	8181354	Bead Lifting Tool

Ref	Part #	Description	Ref	Part #	Description	Ref	Part #	Description
142	8181986	Valve, 4-Way w/Pull Pin	198	8181172	3/4-10 x 7-12 Gr.5 Hx Hd Cp Sr.	304	8110497	Male Elbow 1/8 NPT x 1/4 Hose
144	8180103	3/8 x 3-1/4 Clevis Pin	199	8182457	Washer, 3/4"	305	8103649	Ø1/4 x 12" Hose
145	8107983	Plastic Fastener	200	8182016	3/4"-10 Gr.5 Nylon Insert Lock Nut	306	8182836	Nylon Tube 3/8 OD x 15.50" Lg
146	8107517	Gauge Lens, Screw On	201	8181998	Male Elbow 1/4 NPT x 3/8 Tube	307	8104844	Fitting, Barbed 1/4"
147	8181114	Knob Assy-Adjusting	202	8107715	3/8-16 x 1-1/4 Hex Hd. Cap Scr Gr.5	308	8181988	Male Brch. Tee 1/4 NPT x 3/8 Tube
150	8107985	Flanged Air Gauge w/Fasteners	203	8000240	Washer 1" OD x 13/32 ID x 3/16	309	8104684	1/4 x 8" Hose
151	8109888	Inflation Warning Decal	204	8181932	Inflation Brkt.	310	8000378	1/4" Brass St. Fitting
152	8104969	Valve, Check	205	8182457	Washer, 3/4"	311	8101428	Hose Clamp-1/4 I.D. Hose
153	8182373	Decal, Warning	206	8183770	Filter/Lube Bracket	312	8000378	1/4" Brass St. Fitting
154	8182020	St. Fitting, 3/4" NPT x 1/4" NPT	207	8182059	Decal, Line Press Gauge	313	8181988	Male Brch. Tee 1/4 NPT x 3/8 Tube
155	8106302	3/8" Whiz Lock Screw, Gr.5	208	8109769	Decal, Release Valve	314	8101346	3/4" Hose Clamp
157	8106303	3/8" Whiz Lock Nut, Gr.5	209	8101428	Hose Clamp-1/4 I.D. Hose	315	8181349	Rotary Coupling
159	8182848	Tower/Air Receiver	210	8180638	Motor Capacitor Only	316	8104844	Fitting, Barbed 1/4"
160	8182076	Shim Kit	*211	8183225	Motorcycle Clamp (Tail)	317	8181713	O-Ring Seal, Large (2-244)
161	8120424	3/8"-16 Wash Hd. Lock Nut Gr.5	*212	8181619	Motorcycle Clamp Kit (Tail)	318	8181712	O-Ring Seal, Small (2-142)
162	8182550	Pivot Pin, B.L. Cylinder Rod	*213	8235740	ATV Clamp (Tail)	319	8106289	Ø1/4" x 22" Hose
163	8000376	1/4 x 90° Brass Fitting	*214	8181891	ATV Clamp Kit (Tail)	320	8106289	Ø1/4" x 22" Hose
164	8180230	B.L. Spring	*215	8108028	Tire Spreader	321	8000378	1/4" Brass St. Fitting
165	8182002	B.L. Arm	*216	8181329	Spreader Base-Rim Clamp	322	8181986	Valve, 4-Way w/Pull Pin
166	8182009	Screw, 3/4-10 x 3 3/4" Hex Hd Cap	*217	8435685	Drop Center Aid	323	8182318	Spring, Compression
167	8120326	Hitch Pin, Ø 1/2"	218	8183540	Operator Manual (6065)	324	8183310	Bottom Cap, B.L. Cylinder
168	8101018	Washer .392 x .687 x .0478	*219	8183248	Plastic Clamp Jaw	325	8182079	Seal Kit, B.L. Cylinder
170	8106302	3/8 x 1 NC Hex Hd Cap Scr, Gr.5	221	8182371	Wave Washer, 1-5/8 Dia.	326	8182016	3/4" NC Locknut, Gr.5
171	8182027	Washer 7 ga. x .406 ID x 1.28 OD	223	8182339	Shim Kit-Swing Arm	327	8181860	Washer-Lower, B.L. Cylinder
172	8140667	1/4-20 x 1/4 Soc.Hd.Set Scr, Gr.8	224	8181970	B.L. Pin Location Decal	328	8183519	Shaft/Washer Assembly
173	8182786	Ø5mm x 25mm Dowel Pin	*225	8182770	Bootie-Mount/Demount Head (Single)	329	8181574	Barrel, B.L. Cylinder
174	8182788	Mount Demount Head Assembly				330	8181862	Tie Bolt, 1/2-13 x 10-1/4" Lg., Gr.5
175	8182813	3/8-16 x 3/4 Cter Bore Cap Scr Gr.8				331	8183309	Top Cap, B.L. Cylinder
177	8182787	Roller .562 Diameter x .515 LG.				332	8181998	Male Elbow 1/4 NPT x 3/8 Tube
178	8182031	Bumper-Rubber				333	8181999	Male Elbow 1/4 NPT x 3/8 Tube
179	8182812	Shaft-Vertical Slide				334	8182004	Nylon Tube 3/8" x 30" Lg.
181	8181035	Lift Pin-Lock Plate				342	8000572	Elbow, Street, 3/4" NPT
182	8181113	1/2"-13 Jam Nut Gr.5				345	8101346	3/4" Hose Clamp
184	8181788	Lock Plate				346	8104652	Poppet, 3/4" Valve
185	8181095	1-5/8 Snap Ring				347	8104651	Spring, 3/4" Valve
186	8182820	Swing Arm				348	8106350	End Cap, 3/4" Valve
187	8181038	Pivot Pin-Swing Arm				351	8182071	Fitting, Special Male Branch Tee
188	8182028	Spring-Vertical Slide				352	8000378	1/4" Brass St. Fitting
190	8181082	Lock Handler/Lift Cam W/C				353	8101428	Hose Clamp-1/4 I.D. Hose
191	8100979	Handle Grip, Black Flex 3/4 I.D.				357	8000378	1/4" Brass St. Fitting
192	8181771	Knob-Vertical Slide				358	8101428	Hose Clamp-1/4 I.D. Hose
193	8183151	5/16-1 x 3/4 BH Soc Cap Scr, Gr.8				359	8181954	Hose 3/4" x 31" Lg.-Black
194	8183502	Manifold Bleed Valve Assembly				360	8104649	Poppet, 1/4" Valve
196	8182458	Plastic Cap (Tower)				361	8102468	Poppet Spring, 1/4" Valve

# Parts Identification

Ref	Part #	Description	Ref	Part #	Description	Ref	Part #	Description
362	8105671	End Cap, 1/4" Valve	423	8181988	Male Brch. Tee 1/4 NPT x 3/8 Tube	524	8182872	Holder - Shop Ticket
363	8102048	Hose 1/4" x 15"	424	8181986	Valve, 4-Way w/Pull Pin	525	8182821	Chart - Maint.
364	8183811	Seal Kit, T.T. Cylinder	425	8181999	Male Elbow 1/4 NPT x 3/8 Tube	526	8120441	Tie - Cable
365	8181183	5/16-18 Nylon Insert Lock Nut Gr.5	426	8181206	Muffler-1/2" NPT	527	8182960	Mount/Demount Head (PLASTIC)
366	8181622	Cap-Cylinder Bottom	427	8181195	1/2" x 3/8" Reducing Elbow	528	8183033	Washer
367	8182719	1/2-13 Locking Jam Nut, Gr.5	428	8000580	Nipple - Close, 1/4 NPT	531	8182090	Hose 3/4" x 61" Lg.
368	8183771	Washer 2.50 Ø x .515 Ø x .064	429	8181207	3/8" NPT Close Nipple	532	8182862	Actuator, Valve
369	8181629	Shaft-Tabletop Cyl.	430	8181191	Valve, Quick Exhaust	533	8014044	Nut, Speed Grip
370	8181627	Sleeve-Cylinder	431	8181999	Male Elbow 1/4 NPT x 3/8 Tube	534	8182838	Tube & Mounting Assem., W/C
371	8181620	Cap-Cylinder Top	432	8181203	1/2"-1/4" Reducing Bushing	535	8183067	Trim Strip, 19"
372	8181633	Tie Bolt-Tabletop Cylinder	433	8181190	Airmotor, Gast. 6AM	540	8108605	Female Coupling Assembly
373	8000481	Hose 1/4" x 6"	435	8182005	Nylon Tube 3/8" x 20" Lg.	542	8182981	Decal - Warning
375	8101428	Hose Clamp-1/4 I.D. Hose	437	8106301	1/4" H.H. Self Tap Scr., Gr.5	546	8020531	Washer, Ø1" x .281 x .063
376	8183114	Air Chuck	438	8150441	1/4" Star Lock Washer	547	8181213	Hose, 1/4" x 3"
379	8182020	St. Fitting, 3/4" NPT x 1/4" NPT	439	8301142	Washer, 1/4" Spring Lock	548	8104844	Fitting, Barbed 1/4"
380	8101428	Hose Clamp-1/4 I.D. Hose	440	8107440	1/4-20 Hex Nut Gr.5	549	8110328	Tee, 1/8" NPT
381	8181993	Hose, 3/4" x 15 1/2"	441	8182141	Cord-Entrance to Switch	550	8106289	Ø1/4" x 22" Hose
382	8106289	Ø1/4" x 22" Hose	442	8143254	Wire Joint	551	8110325	1/4" NPT Male Run Tee
386	8181998	Male Elbow 1/4 NPT x 3/8 Tube	443	8182366	Close Nipple, 1/4" NPT	552	8103649	Ø1/4 x 12" Hose
392	8182464	Strainer Screen	444	8181999	Male Elbow 1/4 NPT x 3/8 Tube	553	8182842	Cover, Front
393	8101898	3/8" Hose Fitting	445	8182367	1/4" NPT Brass Cross Fitting	554	8182221	Hose Clamp 6"
394	8101428	Hose Clamp-1/4 I.D. Hose	446	8181999	Male Elbow 1/4 NPT x 3/8 Tube	555	8183509	Accessory Box Assembly-Black
395	8181147	Hose 3/8 x 17-1/4" Lg.	447	8181998	Male Elbow 1/4 NPT x 3/8 Tube			*Indicates Accessory Item
398	8101898	3/8" Hose Fitting	448	8182036	Nylon Tube 3/8 OD x 12.25" Lg			
399	8000372	1/4" x 90° Street Ell	449	8171998	1/4 NPT x 3/8 Tube Male Elbow			
400	8182827	Filter-Lubricator	460	8182249	Carrier/Cover - Clamp Adj.			
401	8183881	3/8 x 7" Nylon Tube	461	8182248	Carrier/Cover, Cylinder End, Adj.			
402	8000372	1/4" x 90° Street Ell	462	8182250	Adj. Clamp Plunger/Spring Assem.			
403	8101898	3/8" Hose Fitting	463	8182247	Adjustable Rim Clamp			
404	8101428	Hose Clamp-1/4 I.D. Hose	464	8182279	Adj. Clamp Link Bolt			
405	8182497	Hose 3/8" x 36" Lg.	500	8182998	Regulator, 40 PSI			
406	8101428	Hose Clamp-1/4 I.D. Hose	501	8111083	Regulator			
407	8101898	3/8" Hose Fitting	502	8109472	1/8" Inline Filter			
408	8101346	3/4" Hose Clamp	503	8110496	Volume Chamber			
409	8104573	Fitting, Straight-3/4"	504	8109471	1/8" Brass Hex Nipple			
410	8182090	Hose 3/4" x 61" Lg.	505	8109468	Pressure Repeater			
411	8101428	Hose Clamp-1/4 I.D. Hose	508	8109466	Valve-Piloted			
416	8000378	1/4" Brass St. Fitting	517	8105822	Hose Clamp-9/16 I.D. Hose			
417	8101428	Hose Clamp-1/4 I.D. Hose	518	8182805	Cover-Upper Tower Support			
418	8182599	Safety Valve	519	8182457	Washer, 1 1/2" x .812 x .135			
419	8109784	Manifold/Gauge Protector	520	8182558	3/4" Belleville Washer			
420	8108968	Air Gauge	521	8182557	Spacer-Washer, B.L.			
421	8182734	Muffler	522	8181740	SHCS 1/2-13 x 1-3/4, Gr.5			
422	8182004	Nylon Tube 3/8" x 30" Lg.	523	8181207	3/8" NPT Close Nipple			

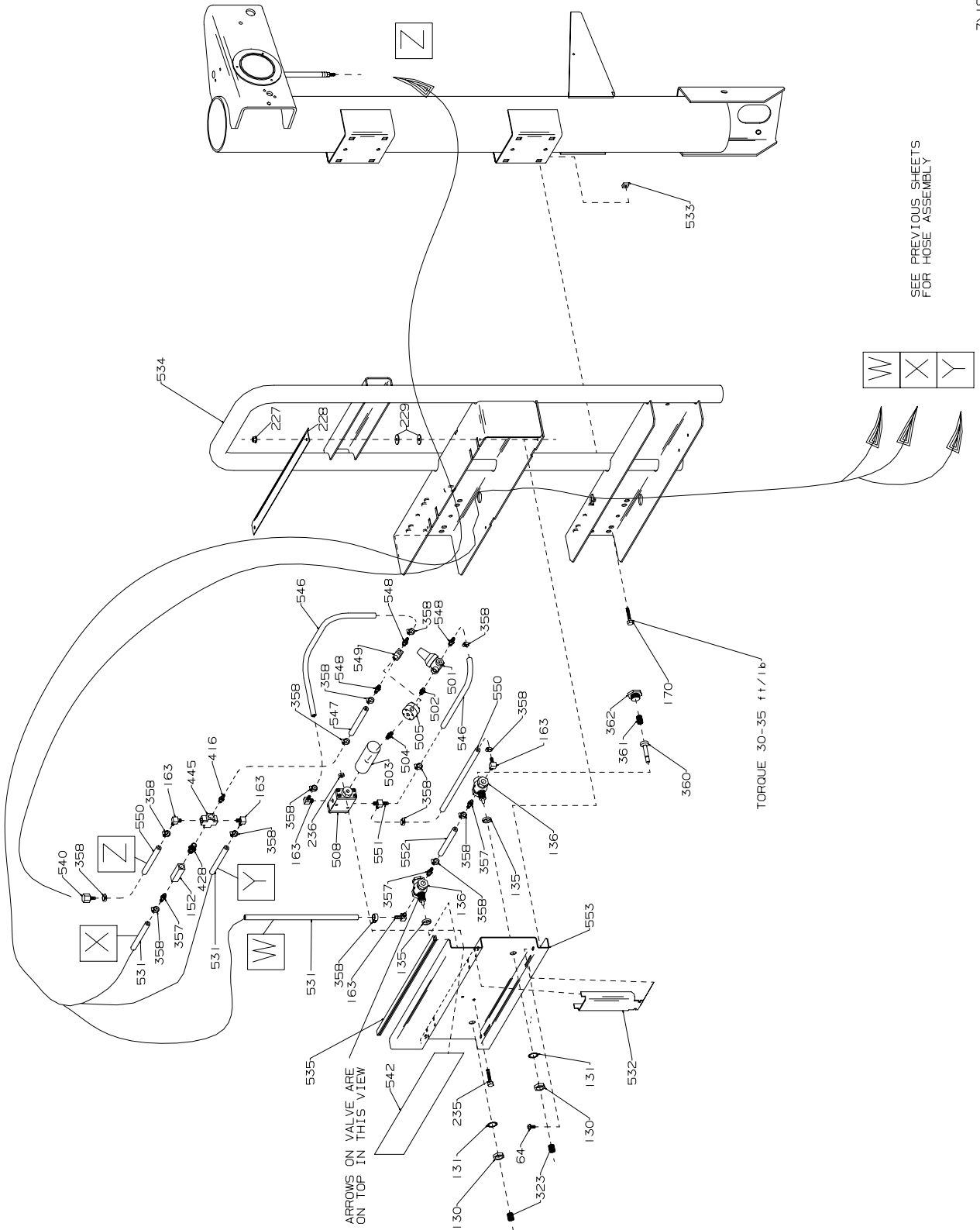
rev. 5





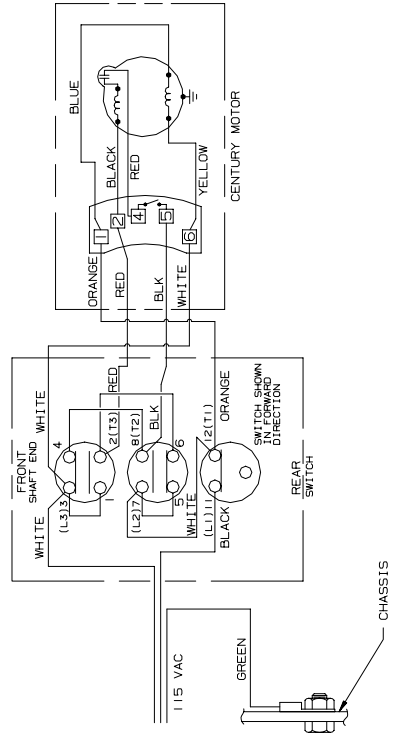


# Parts Identification



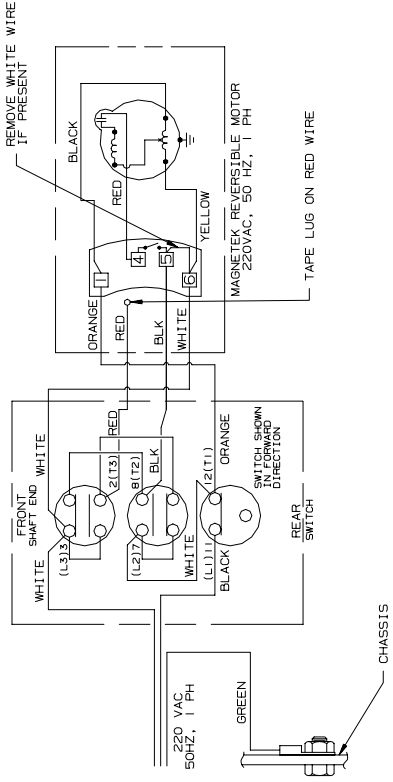
# WIRING DIAGRAMS

## DOMESTIC



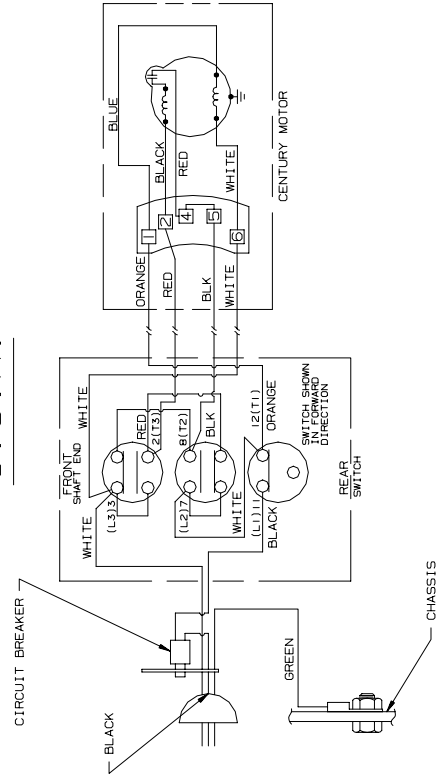
TO REVERSE ROTATION INTERCHANGE RED AND BLACK WIRES AT MOTOR

## EXPORT



TO REVERSE ROTATION INTERCHANGE RED AND BLACK WIRES AT MOTOR

## C.S.A.



TO REVERSE ROTATION INTERCHANGE RED AND BLACK WIRES AT MOTOR

# Rim Clamp® Tire Changer

## All-Air Unit Compressed Air Requirements

COATS® Rim Clamp® tire changers that are powered entirely by air (no electric motor) require a single compressed air power source. Refer to the table below for exact specifications.

Tire Changer Model	Compressor Size	Capable of
5060A	5HP	14-15 SCFM at 150 PSI
5065A	5HP	14-15 SCFM at 150 PSI
6060A	5HP	14-15 SCFM at 150 PSI
6065A	5HP	14-15 SCFM at 150 PSI

## Oiler and Water Separator Maintenance

The oiler and water separator (on units so equipped) require weekly service. Oil and water levels (indicated on the level gauge on the side of each bowl) should be checked regularly

1. On units without automatic drain (manufactured before August 1996), drain the water from the separator by unscrewing the petcock on the bottom of the bowl. Allow water to drain and tighten petcock securely by hand.

2. Add oil to the oiler if the fluid level is more than 1/4" from the top of the gauge. Remove the filler plug in the top of the oiler, and add SAE 10W non-detergent oil or an air tool oil to bring the level up to 1/4" from the top of the gauge. Replace the filler plug and clean up any spilled oil.

3. On units manufactured before August 1996, adjust the oil flow by pulling the red flow adjustment ring up and turning it to increase or decrease the flow. Push the ring down to lock. Watch the formation of oil drops in the see-through oil chamber. Continually cycle the bead loosener through full strokes and count the drops during the cycles. The delivery of oil to the air line should be about 1 drop per 10 cylinder cycles. Adjust the flow as required.

**Note:** Some older units may use an adjustment screw on top of the oiler instead of the red ring and see-through chamber. To adjust these units, turn the screw fully clockwise to stop the flow, then turn it back counterclockwise 1/4 turn. Units manufactured after August 1996 are factory pre-set and require no adjustment.

## Transmission Lubrication

Check the fluid level in the tabletop transmission with the oil check dipstick. If fluid shows on the dipstick, it is properly filled. If no fluid is present on the dipstick, add a high quality SAE 80/90 gear lubricant. Add lubricant and check the level. Stop adding lubricant when it shows on the dipstick.

## Air Gauge Check and Recalibration

1. Inflate a standard 15" passenger car tire/wheel assembly to 32 PSI. Use a high quality stick-type pressure gauge to verify the pressure. Attach the tire changer's inflation hose to the valve stem and check the pressure reading on the air gauge. If it does not read 32 PSI, recalibrate the gauge.

2. Remove the screw-on lens. Loosen the 2 screws on the face of the gauge. Loosen them just enough so that the gauge face moves. Do not remove the screws.

3. Rotate the gauge face until the 32 PSI mark is aligned with the gauge needle. Tighten the 2 screws and replace the lens.

## Danger, Warning, Caution, and Instructional Decals

Always make the cleaning of these important decals a part of your regular maintenance routine. If they are damaged or illegible, replace them immediately. Your safety, and the safety of others is involved!