



# RC-5A/RC-5A2

This Parts List is for  
units with  
Serial No. R.C-5A-1,000,001 and up  
Manufactured by The Coats Co.



## ORDER PARTS FROM YOUR DISTRIBUTOR OR JOBBER

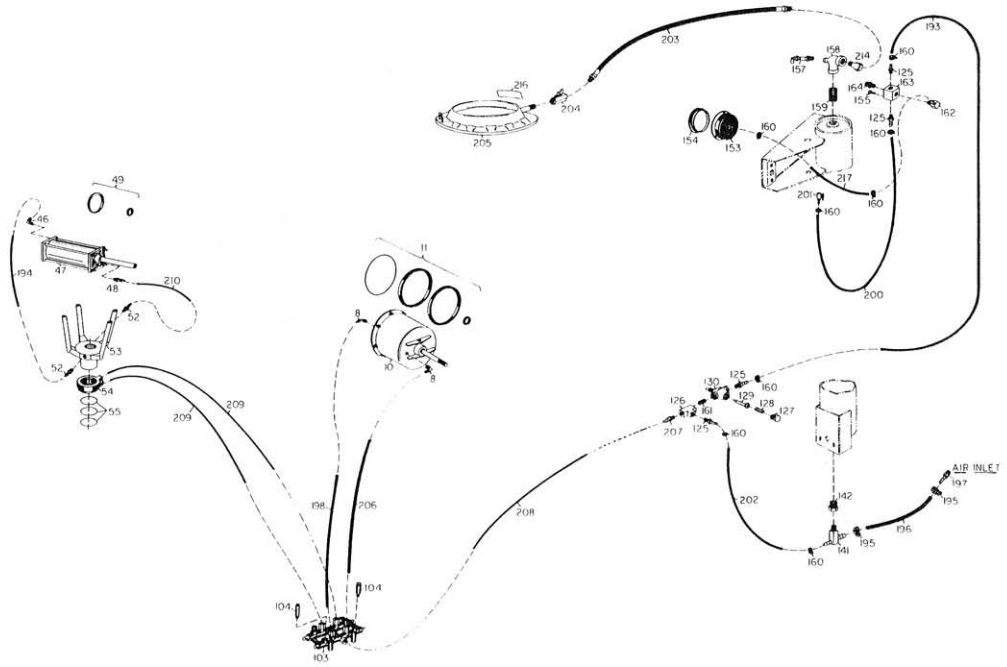
Ref. No.	Part Number	Description
1	181042	Chassis
2	150128	Cable Connector
3	181129	Bracket—Cable Connector
4	160634	5/16" Self Tap Screw
5	180246	10-24 Kep Nut
6	180230	Bead Loosener Spring
7	180135	#10-24 x 3/4" F.H.M.S.
8	418350	3/8" BSP x 14mm Elbow Assy
9	000240	Washer
10	224136	Bead Loosener Cylinder
11	181163	B.L. Cylinder Seal Kit
12	181128	Pad—Lift Tool Holder
13	180057	Cylinder Guide
14	600150	6mm Hex Nut
15	600211	Washer—6mm x 35mm
16	600365	Screw—6mm x 35mm
17	181160	Side Panel Assembly
18	181069	Lube Btl. & Lift Tool Holder
19	106301	1/4" Self-Tap Screw
20	106259	Lube Bottle
21	000491	Lube Applicator
22	422031	Bead Lifting Tool
23	600152	Hex Nut, 10mm
24	600213	Washer
25	414344	Pulley, Transmission
26	600667	Key
27	223814	Transmission
28	181099	V-Belt
29	323156	Clamp
30	323801	Cover, Clamp Carrier
31	601046	10mm x 55mm H.H.C.S.
32	601022	6mm Self Lock Hex Nut
33	323802	Table Top
34	600328	10mm x 20mm S.H.C.S.
35	223789	Clamp Carrier
36	223793	Pivot Plate Assembly
37	323792	Pivot Cup
38	600212	Washer
39	600372	8mm x 16mm H.H.C.S.
40	223791	Clamp Carrier, Cyl. Mtg
41	223785	Pivot Link
42	323796	Pivot Spacer
43	323795	Washer
44	423819	12mm x 75mm H.H.C.S.
45	601251	12mm x 20mm S.H.C.S.
46	414842	90 degree Threaded Connector
47	223810	Cylinder, Table Top
48	417408	Straight Fitting Assy BSP.
49	181162	Table Top Seal Kit
50	601216	16mm x 35mm H.H.C.S.
51	323817	Washer, Table Top
52	417408	Straight Fitting Assy BSP.
53	223799	Table Top Spider
54	323800	Rotary Coupling
55	423781	O-Ring
56	180178	Motor Cable Assembly
57	180217	5/16 x 3/8 Soc. Set Screw
58	180046	Motor Pulley
59	180558	Key Motor
60	181182	3/4" Machine Bushing Black
61	106303	3/4" Whiz Lock Nut
62	181100	Motor
63	180560	Ground Jumper
64	120455	#10-24 Self-Tap Screw
65	106300	3/4" Self-Tap Screw
66	106302	3/4" Whiz-Lock Screw
67	325018	Bracket
68	600312	Screw
69	325019	Spring, Leaf
70	425020	Cam
71	420776	Switch Cover
72	421523	Switch
73	325288	Support for Switch
74	600362	Screw

Ref. No.	Part Number	Description
75	600211	Washer
76	600575	Screw, 3mm
77	600195	Washer
78	600349	Screw
79	600209	Washer
80	425287	Connecting Rod
81	404283	Lever for Switch
82	600211	Washer
83	601257	Nut
84	600368	Screw
85	600225	Snap Ring
86	600111	Nut
87	325029	Switch Pedal
88	401270	Switch Control Spring
89	425014	Connecting Rod
90	600212	Washer
91	601137	Nut
92	410528	Pedal Return Spring
93	325031	Table Top Pedal
94	325032	Bead Loosening Pedal
95	419888	Elastic Washer
96	309358	Washer
97	600111	Nut
98	600213	Washer
99	600379	Screw
100	325583	Pedal Assy Pivot Axle
101	324273	Base Casting, Foot Pedals
102	600976	Pin
103	228519	Double Valve Comp
104	422982	Muffler
105	600211	Washer
106	600411	Screw
107	181056	Guard Pedal
108	181173	Front Pad B.L.
109	181181	5/16" x 1" B.S.H.C.S.
110	181065	Center Pad
111	224000	Shoe
112	401277	Knob Shoe Handle
113	324008	12mm Allen-Head Bolt
114	409650	Spring Washer
115	422255	Nut, 12mm
116	224003	Bead Loosener Arm
117	600372	8mm x 16mm H.H.C.S.
118	323901	Washer
119	601242	18mm x 15mm Pitch Lock Nut
120	600896	18mm Machine Bushing
121	601045	Washer
122	102278	3/4" x 1" Cotter Pin
123	323903	Bead Loosener Arm Pin
124	180302	Cord Molded Plug
125	000378	1/2" Brass Straight Fitting
126	000643	1/2" Tee
127	105671	End Cap (1/2 Valve)
128	102468	Poppet Spring
129	104649	Poppet (1/2 Valve)
130	104600	Valve Comp
131	104573	Bushing (1/2 Valve)
132	106300	1/2" Self-Tap Screw
133	181053	Bracket, Inflation Pedal
134	181055	Pedal, Inflation
135	104613	3/4" Ext Lock Washer
136	104611	3/4" Jam Nut N.F.
137	20424	1/2" Washer, Head Nut
138	106303	3/4" Whiz-Lock Nut
139	181137	1/2" x 2 1/2" H.H.C.S.
140	181161	Shim Kit
141	101234	1/2" Brass Fitting
142	101312	Reducing Bushing
143	107115	1/2" x 1 1/2" H.H.C.S.
144	181044	Tower—Air Receiver
145	180660	Decal—Warning
146	181172	1/2" N.C. x 7 1/2" Bolt
147	120325	5/16" x 1" S.W.H.S.

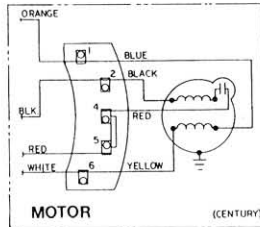
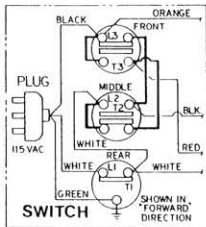
Ref. No.	Part Number	Description
148	181183	5/16" Nylon Lock Nut
149	181027	Screw—Swing Arm Adjustment
150	181048	1"-14 Jam Nut
151	181026	Knob—Adjusting
152	180559	Decal—Danger
153	107980	Air Gauge w/ Flange
154	107517	Gauge Lens, Screw On
155	301082	#8-32 Pan Hd. Screw
156	301084	#8-32 Kep Nut
157	104968	Safety Valve
158	181139	3/4" NPT Tee
159	181140	3/4" NPT Close Nipple
160	101428	Hose Clamp
161	000580	1/2" NPT Close Nipple
162	000376	90 degree Fitting
163	181039	Manifold
164	103737	Release Valve
165	428948	8mm x 25mm Knob Screw
166	181074	Knob—Vertical Slide
167	427365	Spring
168	181038	Pivot Pin Swing Arm
169	181045	Swing Arm
170	181095	1 1/2" Snap Ring
171	180978	Handle Grip
172	181082	Lock Handle Lift Cam
173	181035	Lift Pin Lock Plate
174	181174	3/4" 13" Std. Hex Nut
175	181032	Lock Plate—Vert. Slide
176	181158	3/4" 13 x 2 S.H.C.S.
177	327729	Vertical Slide
178	417824	O-Ring
179	601274	10mm x 12mm Set Screw
180	600946	10mm x 16mm Set Screw
181	224778	Combo Tool Head
182	322738	Conical Roller
183	418892	Pin—Roller
184	601091	6mm x 5mm Set Screw
185	424275	Washer
186	600379	10m x 20mm H.H.C.S.
187	424142	Bumper
188	600111	Nut
189	424144	Cyl. Guide Bushing
190	324441	Pin
191	600641	Screw
192	181113	3/4" 13 Jam Nut
193	103734	3/4" x 58" Hose
194	180163	6mm x 16 1/2" Nylon Tube
195	101427	Hose Clamp
196	181147	3/4" x 16 1/2" Hose
197	101898	1/2" Hose Fitting
198	181175	10mm x 42" Nylon Tube
200	181121	3/4" x 38" Hose
201	410419	Air Chuck
202	120271	3/4" x 9" Hose
203	181116	43" Hose Assy
204	180452	1/2" Valve
205	181152	10mm Ring Assy
206	181176	10mm x 16 1/2" Nylon Tube
207	414867	Fitting—1/2" B.S.P.T. x 8mm Tube
208	181159	8mm x 33 1/2" Nylon Tube
209	180173	6mm x 25" Nylon Tube
210	180162	6mm x 12 1/2" Nylon Tube
211	101018	3/4" Machine Bushing
212	181180	1/2" Grade 8 Heavy Hex Nut
213	143598	3/4" Reg. Hex Nut
214	181178	3/4" NPT x 45" S.I. El
215	181177	Air Pressure Warning Decal
216	181150	Decal-Air Ring Warning
217	000481	1/4" x 6" Hose
218	181257	Motorcycle Kit Comp
219	226539	Motorcycle Clamps
220	225640	Motorcycle Shoe Adapter

# ELECTRO/PNEUMATIC RC/5

## AIR SYSTEM

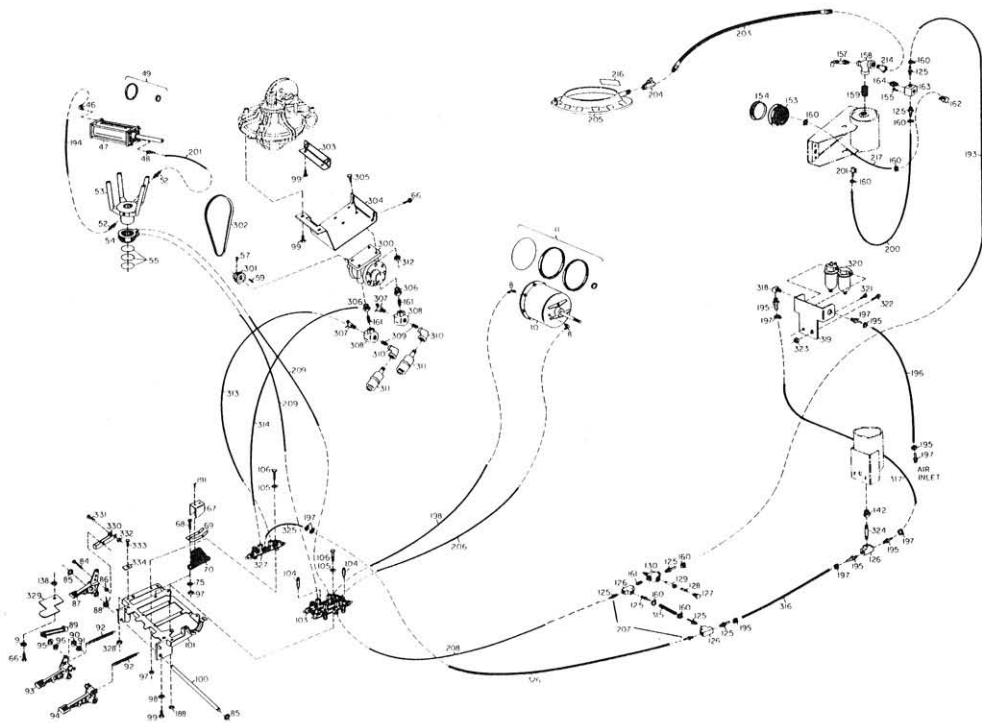


## ELECTRICAL SYSTEM



## AIR GAUGE RECALIBRATION

1. Remove lens assembly from gauge.
2. Loosen two screws located on edge of dial face in the 10 o'clock and 2 o'clock positions. **Caution:** Do not loosen over three turns.
3. Pressurize gauge with 32 psi measured from a standard gauge.
4. Rotate top dial until 32 psi graduation is in line with the pointer.
5. Tighten the two screws—check alignment of pointer with graduation.
6. Replace lens.



REF. NO.	PART NO.	DESCRIPTION
300	181190	Air Motor
301	181204	Sheave
302	181205	V-Belt
303	181200	Angle W/Assy
304	181196	Bracket—Air Motor
305	120325	5/16 x 1" S.W.H.S.
306	181203	1/2-1/4 Reducing Bushing
307	181194	St. Male Conn. 3/8 Tube—1/4 NPT.
308	181191	Valve—Quick Exhaust
309	181207	3/8 NPT Close Nipple
310	181195	1/2-3/8 NPT Reducing ELL
311	181206	Muffler
312	000525	5/16" Lock Nut
313	181215	10mm x 22" Nylon Tube
314	181214	10mm x 20" Nylon Tube
315	181213	1/4" I.D. x 3.00" Hose
316	181212	3/8" I.D. x 4" Hose
317	181211	3/8" I.D. x 18" Hose

REF. NO.	PART NO.	DESCRIPTION
318	000372	1/4" NPT St. ELL
319	181198	Bracket—Filter/Lubricator
320	181192	Filter/Lubricator Assy.
321	107413	3/8-16 x 1" Self Tap Screw
322	180301	1/2-13 x 1" S.W.H.S.
323	140567	1/2-13 Serrated Nut
324	181202	1/4 NPT X 2" Nipple
325	181208	6mm x 4" Nylon Tube
326	181218	3/8" x 21" Hose
327	229965	Valve—Air Motor
328	601022	6mm Hex Nut
329	181193	Stop-Pedal
330	329056	Link—Rotation Pedal
331	600291	4mm x 30mm H.H.C.S.
332	601018	4mm Hex Nut
333	600362	6mm x 20mm H.H.C.S.
334	329058	Reverse Pedal Stop

## RC-5A<sup>2</sup> SPECIAL INSTRUCTIONS

The RC-5A<sup>2</sup> uses only one power source. Compressed air at 110 to 175 PSI should be supplied to the air inlet hose at the rear of the machine.

(Recommended compressor size is 5 horsepower capable of 14-15 CFM at 150 PSI).

Service the Filter Lubricator Unit Weekly:

1. Refill lubricator with SAE 10W non-detergent oil as required.
2. Drain filter unit by turning knob on bottom of bowl.

## TRANSMISSION LUBRICATION GUIDE

Check the fluid level in the tabletop transmission using the oil check dip stick. If any fluid shows on the dip stick it is properly filled. If necessary, add high quality SAE 80/90 gear lubricant until it shows on the dip stick.