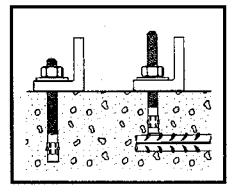
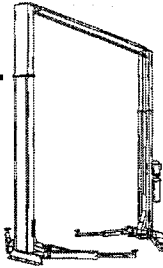




# Lift Repair Catalog



LRC7075A

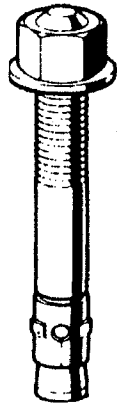


S V I International, Inc. - Lift Repair Parts

May 2001

## Auto Lift Installation & Relocation Supplies


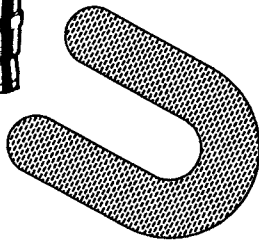
Wedge Anchors • Shims • Rotary Hammer Carbide Bits • Rebar Cutter  
Wedge Anchors • Shims • Rotary Hammer Carbide Bits • Rebar  
Cutter Wedge Anchors • Shims • Rotary Hammer Carbide Bits •  
Rebar Cutter Wedge Anchors • Shims • Rotary Hammer Carbide Bits  
• Rebar Cutter Wedge Anchors • Shims • Rotary Hammer Carbide  
Bits • Rebar Cutter



**Featuring:**

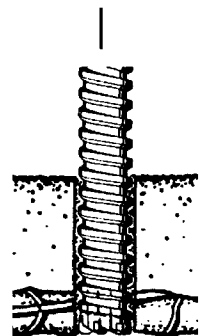
**RED HEAD®**

and others

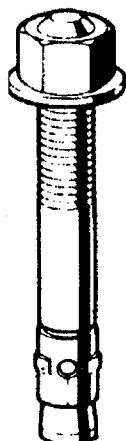


### Table of Contents

Wedge Anchors	Kingpin • Trubolt®	Page 2
RED HEAD®	Rotary Hammer Carbide Bits SDS Plus®, SDS Max® and Spline Drive	Page 3
Concrete Termite	Rotary Hammer Carbide Bits SDS Plus® and SDS Max®	Page 4
Concrete Termite	Rotary Hammer Carbide Bits Spline Drive	Page 5
Rotary Hammer/Hammer Bit Style Cross Reference		Page 5
Rebar Cutter	Rotary Drill Carbide Tipped Rebar Cutter	Page 6
Shims	Heavy Duty Plastic Slotted Shims	Page 7



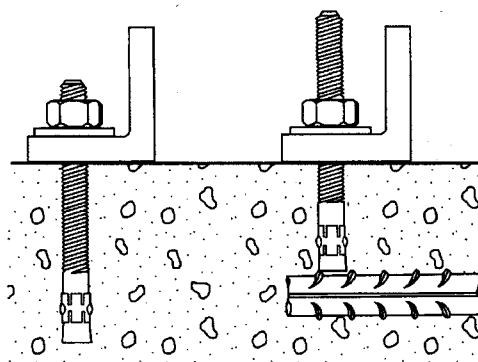
## Wedge Anchors • *The choice is yours!*



### Kingpin Wedge Anchor

This Wedge Anchor is used for heavy duty fastening applications where high pullout values are required. The anchor and the hole diameter are the same, simplifying anchor installation. The advanced design of the collar, with three protruding prongs to grip the interior of the hole, reduces the likelihood of the anchor "spinning" during installation. In addition the hole depth is not critical, as the wedge is non-bottom bearing, although the hole must be at least as deep as its minimum embedment depth.

## RED HEAD® TRUBOLT®



### TRUBOLT® Advantages

Versatile fully threaded design is standard on sizes up to 3/4" diameter and 7" in length.

Anchor diameter equals hole diameter

One piece stainless steel expander clip resists corrosion.

360° contact with concrete assures full expansion for reliable working loads.

Non bottom-bearing, may be used in hole depth exceeding anchor length.

SVI Part Number	Type	Diameter	Length	Minimum Embedment	Thread Length	Box Quantity
BH-7075-03	Kingpin	3/4"	5-1/2"	3-3/8"	1-1/2"	20
BH-7075-03RH	Red Head	3/4"	5-1/2"	3-1/4"	3"	10
BH-7074-01	Kingpin	1/2"	2-3/4"	2-1/4"	1-1/4"	50
BH-7074-02	Kingpin	1/2"	3-3/4"	2-1/4"	1-1/4"	50
BH-7074-03	Kingpin	1/2"	4-1/4"	2-1/4"	1-1/4"	25
BH-7074-04	Kingpin	1/2"	5-1/2"	2-1/4"	1-1/4"	25
BH-7074-05	Kingpin	1/2"	7"	2-1/4"	1-1/4"	25
BH-7074-50	Kingpin	5/8"	3-1/2"	2-3/4"	1-1/2"	25
BH-7074-51	Kingpin	5/8"	4-1/2"	2-3/4"	1-1/2"	25
BH-7074-52	Kingpin	5/8"	5"	2-3/4"	1-1/2"	25
BH-7074-53	Kingpin	5/8"	6"	2-3/4"	1-1/2"	25
BH-7074-54	Kingpin	5/8"	7"	2-3/4"	1-1/2"	25
BH-7074-55	Kingpin	5/8"	8-1/2"	2-3/4"	1-1/2"	25
BH-7074-56	Kingpin	5/8"	10"	2-3/4"	1-1/2"	10
BH-7075-01	Kingpin	3/4"	4-1/4"	3-3/8"	1-1/2"	20
BH-7075-02	Kingpin	3/4"	4-3/4"	3-3/8"	1-1/2"	20
BH-7074-03	Kingpin	3/4"	5-1/2"	3-3/8"	1-1/2"	20
BH-7074-04	Kingpin	3/4"	6-1/4"	3-3/8"	1-1/2"	10
BH-7074-05	Kingpin	3/4"	7"	3-3/8"	1-1/2"	10

Many other size Wedge Anchors are available from SVI. Consult SVI Price List for size listings.

Phone 800-321-8173/630-365-9250 or Fax 800-899-1784/630-365-2809  
**Atlanta • Baltimore • Chicago • Los Angeles**



**RED HEAD® Rotary Hammer Carbide Bits**

**SDS Plus**



Fits SDS drive rotary hammers.  
 Stronger shaft and core than industry standard for longer bit life.  
 Extra strong "HL" grade carbide tip means faster drilling and longer bit life.  
 Made to ANSI standards.

SVI Part Number	Diameter	Overall Length	Drilling Depth
BH-7063-08-06	1/2"	6"	4"
BH-7063-08-12	1/2"	12"	10"
BH-7063-08-18	1/2"	18"	16"
BH-7063-10-08	5/8"	8"	6"
BH-7063-10-12	5/8"	12"	10"
BH-7063-10-18	5/8"	18"	16"
BH-7063-12-08	3/4"	8"	6"
BH-7063-12-12	3/4"	12"	10"
BH-7063-12-18	3/4"	18"	16"

**SDS Max**



Vacuum heat-treated tool steel at core is 25% stronger.  
 Vario flutes with progressive angles for straighter holes and faster dust removal.  
 Double helical flutes for strength.  
 Tapered core for faster drilling.  
 Made to ANSI standards.

SVI Part Number	Diameter	Overall Length	Drilling Depth
BH-7064-08-13*	1/2"	13"	8"
BH-7064-08-21*	1/2"	21"	16"
BH-7064-10-13	5/8"	13"	8"
BH-7064-10-21	5/8"	21"	16"
BH-7064-10-36	5/8"	36"	31"
BH-7064-12-13	3/4"	13"	8"
BH-7064-12-21	3/4"	21"	16"
BH-7064-12-36	3/4"	36"	31"



**SDS Max Multi-Cutter Head.** Improves bit life by 50%, reduces vibration and noise and extends hammer life.

\* 1/2" bits are single tip carbide; all others are multi-cutter

**Spline Shank**



Splines held to very close tolerances ensure perfect fit and improved impact transmission for fast drilling.  
 Annealed shaft helps prevent breakage.  
 25% stronger steel for longer bit life.  
 Extra strong grade carbide tip means faster drilling and long bit life.  
 Made to ANSI standards.

SVI Part Number	Diameter	Overall Length	Drilling Depth
BH-7065-08-11	1/2"	11"	6"
BH-7065-08-16	1/2"	16"	11"
BH-7065-08-23	1/2"	23"	18"
BH-7065-08-27	1/2"	27"	22"
BH-7065-10-10	5/8"	10"	5"
BH-7065-10-16	5/8"	16"	11"
BH-7065-10-23	5/8"	23"	18"
BH-7065-10-27	5/8"	27"	22"
BH-7065-12-11	3/4"	11"	6"
BH-7065-12-16	3/4"	16"	11"
BH-7065-12-23	3/4"	23"	18"
BH-7065-12-27	3/4"	27"	22"



## CONCRETE-TERMITE Rotary Hammer Carbide Bits

### SDS Plus



Fits SDS drive rotary hammers.

Speed range 400-100 RPM at up to 4500 blows per minute.

Carbide tip is composed of a powder made up of Tungsten Carbide, Carbon, Cobalt, and other metals which, under heat and pressure are formed into a bit tip.

Made to ANSI standard B212.15-1994.

SVI Part Number	Diameter	Overall Length	Drilling Depth
BH-7072-08-06	1/2"	6"	4"
BH-7072-08-10	1/2"	10"	8"
BH-7072-08-14	1/2"	14"	12"
BH-7072-08-18	1/2"	18"	16"
BH-7072-08-25	1/2"	25"	22"
BH-7072-10-08	5/8"	8"	6"
BH-7072-10-14	5/8"	14"	12"
BH-7072-10-18	5/8"	18"	16"
BH-7072-10-25	5/8"	25"	22"
BH-7072-12-08	3/4"	8"	6"
BH-7072-12-14	3/4"	14"	12"
BH-7072-12-18	3/4"	18"	16"
BH-7072-12-25	3/4"	25"	22"

### SDS max



Fits SDS max drive rotary hammers.

Speed range 400-100 RPM at up to 4500 blows per minute.

Carbide tip is composed of a powder made up of Tungsten Carbide, Carbon, Cobalt, and other metals which, under heat and pressure are formed into a bit tip.

Made to ANSI standard B212.15-1994.

SVI Part Number	Diameter	Overall Length	Drilling Depth
BH-7073-08-14	1/2"	14"	8"
BH-7073-08-18	1/2"	18"	12"
BH-7073-08-22	1/2"	22"	16"
BH-7073-08-28	1/2"	28"	22"
BH-7073-08-42	1/2"	42"	36"
BH-7073-10-14	5/8"	14"	8"
BH-7073-10-18	5/8"	18"	12"
BH-7073-10-22	5/8"	22"	16"
BH-7073-10-28	5/8"	28"	22"
BH-7073-10-42	5/8"	42"	36"
BH-7073-12-14	3/4"	14"	8"
BH-7073-12-18	3/4"	18"	12"
BH-7073-12-22	3/4"	22"	16"
BH-7073-12-28	3/4"	28"	22"
BH-7073-12-42	3/4"	42"	36"



**CONCRETE-TERMITE Rotary Hammer Carbide Bits**

**Spline Drive** 

Fits Spline Drive drive rotary hammers.

Speed range 400-100 RPM at up to 4500 blows per minute.

Carbide tip is composed of a powder made up of Tungsten Carbide, Carbon, Cobalt, and other metals which, under heat and pressure are formed into a bit tip.

Made to ANSI standard B212.15-1994.

SVI Part Number	Diameter	Overall Length	Drilling Depth
BH-7071-08-14	1/2"	14"	8"
BH-7071-08-18	1/2"	18"	12"
BH-7071-08-22	1/2"	22"	16"
BH-7071-08-28	1/2"	28"	22"
BH-7071-08-42	1/2"	42"	36"
BH-7071-10-14	5/8"	14"	8"
BH-7071-10-18	5/8"	18"	12"
BH-7071-10-22	5/8"	22"	16"
BH-7071-10-28	5/8"	28"	22"
BH-7071-10-42	5/8"	42"	36"
BH-7071-12-14	3/4"	14"	8"
BH-7071-12-18	3/4"	18"	12"
BH-7071-12-22	3/4"	22"	16"
BH-7071-12-28	3/4"	28"	22"
BH-7071-12-42	3/4"	42"	36"

**Rotary Hammer/Hammer Bit Style Cross Reference**

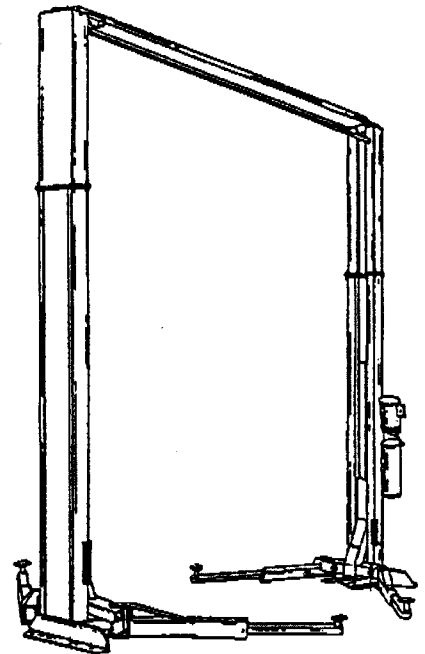
	SDS Plus	SDS Max	Spline
AEG	PHE 16RL, PHE 19RL, PHE 20, PHE 24, PHE 26, PH210		PH 240, PH 260, PH 350, PH 380, PHD 26 PHD 38, PHO 38
B & D	5013, 5014, 5016, 5053K, 5054K, 5056, 5057, BW514, DW557	5097, 5099	5041, 5042, 5043, 5044, 5045, 5049, 5093, 5095, 5096, 5098, 50593, 50595, 50596, 50598
Bosch	11207, 11210, 11211, 11212, 11213, 11215, 11221, 11222, 11224, 11228	11214, 11216, 11227, 11230 11231, 11233	11202, 11203, 11204, 11205, 11209, 11214, 11219, 11220, 11232, 11233
Hilti	TE5, TE10, TE12, TE14, TE15, TE17, TE18, TE22, TE24, TE25, TE25S	TE54, TE55, TE75, TE94	
Hitachi	DH15VB, DH18, DH22VD, DH24, DH25, VRT-22A, VA16		DH38YE, DH50SB
Kango	200, 285, 327, 422, 426, 430, 439D		430S, 501S637S, 728S, 750S, 950S
Makita	HR1821, HR2000, HR2400, HR2511		HR3851, HR5000
Metabo	6010, 6018, 6020, 6026		RH-32, RH-33, RH-66, RH-99, 1129, 6030
Milwaukee	5303, 5311, 5316, 5320, 5324, 5362, 5366, 5367, 5368, 5369	5313-20	5316, 5316-6, 5352, 5343, 5347
Porter Cable	639		
Ramset	425		442, 445, 475
Red Head	555, 715		747-2
Ryobi	ED160, ED211		PK382
Skill	642, 1740, 6372		
Wacker	11/110		



## Rotary Drill-Only Carbide Tipped Rebar Cutter



**At last, the answer to drilling through concrete-embedded rebar! No more broken or shattered hammer bits; now you can drill right through the rebar and not have to relocate the lift or hole to avoid the rebar.**



SVI Part Number	Diameter	Overall Length	Weight (lbs.)	Suggested RPM's
BH-7076-08	1/2"	12"	0.6	850-1200
BH-7076-10	5/8"	12"	0.8	750-1000
BH-7076-10A	5/8"	18"	1.3	750-1000
BH-7076-12	3/4"	12"	1.1	600-850
BH-7076-12A	3/4"	18"	1.6	600-850

### Easy as

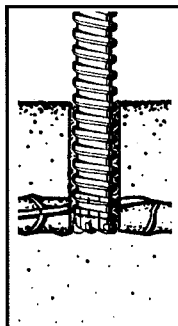


**1**




When rebar is encountered while drilling with a rotary hammer and carbide hammer bit, immediately stop the hammer and remove the bit from the hole (failure to stop will severely damage a carbide hammer bit - regardless of manufacturer's claim)

**2**



Mount a rotary rebar cutter in a standard 1/2" drill motor or 1/2" hammer drill (with the selector in the rotary-only position); insert the rotary rebar cutter into the hole and drill through the embedded rebar.

**3**

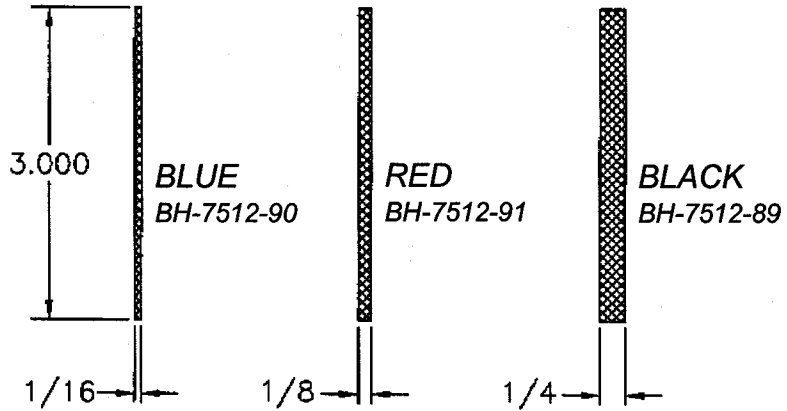
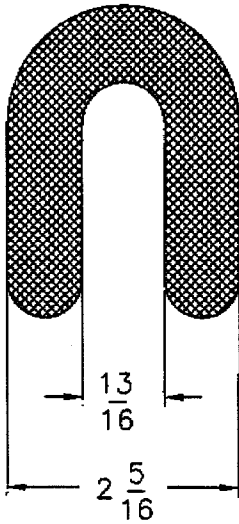


Remove the rotary rebar cutter after the rebar has been drilled completely through and finish drilling the hole with the rotary hammer and hammer bit.

**NOTE:** Carbide-tipped rotary rebar cutters are designed for use in a standard 1/2" drill motor, but a hammer drill with a standard 3-jaw chuck may be used provided the selector mechanism on the hammer drill is kept in the rotary only position. Carbide-tipped rotary rebar cutters are intended for **rotary** drilling only; percussion (hammering action) will damage the tool.



**Lift Installation and Relocation Shims**



**HEAVY DUTY PLASTIC SLOTTED SHIMS**

Extra-thick shims make it easy to level and align 2 and 4 post surface mount lifts. These rugged plastic shims will not corrode, rot or rust. A must have for every professional lift installer in the industry. Sold in convenient 50 packs or an assortment kit of 150 pieces.

SVI Part Number	Thickness	Color	Package Quantity
BH-7512-90	1/16"	Blue	50
BH-7512-91	1/8"	Red	50
BH-7512-89	1/4"	Black	50
BH-7512-92	50 of each size	Blue/Red/Black	150



# To The 4<sup>th</sup> Power

Atlanta  
Baltimore  
Chicago  
Los Angeles



4X the shipping capabilities  
4X the convenience  
4X the experience  
4X the inventory

**The following referenced trademarks are the property of the companies indicated:**

**AEG®**, AEG Power Tool Corp. • **B&D®**, Black and Decker Mfg. Co. • **Bosch®**, Robert Bosch Corporation • **Hitachi®**, Hitachi Koki Company Ltd. • **Kango®**, Kango Wolf Power Tools USA • **Makita®**, Makita USA, Inc. • **Metabo®**, Ferrostaal-Metabo Tool Corporation • **Millers Falls®**, The Ingersoll-Rand Co. • **Milwaukee®**, Milwaukee Electric Tool Corporation • **Porter-Cable®**, Porter-Cable Corporation • **Red Head®**, Ramset Fastening Systems • **Ryobi®**, Ryobi America Corporation • **SDS+®** and **SDS-max®**, Robert Bosch Corporation • **Skil®** Skil Corporation • **TRUBOLT®**, Ramset Fastening Systems